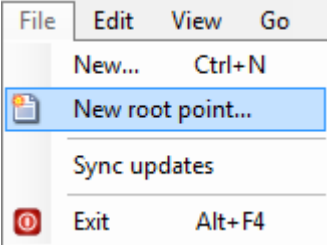
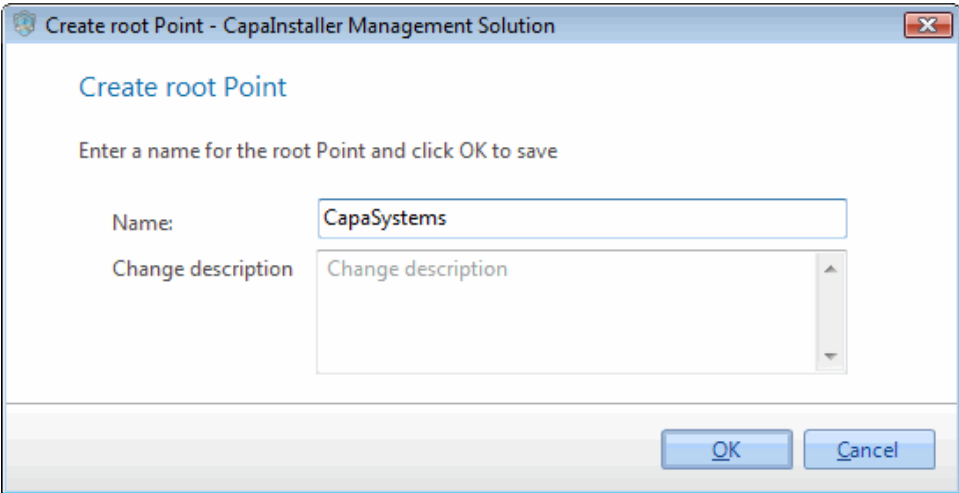



Create a Patch Management root point

Introduction

Creating the root point, will create it in both the database and on the Wsus Server. On the Wsus Server the root point is named with its name and then a unique identifier (GUID), eg. CapaInstaller_2B1DD962-A2E3-4359-ABC7-B127C8DBC15.

Step	Action
1	Click File in the menu and then click New Root Point 
2	Enter a name for the root point, it could be the name of the company 
3	If necessary write a change description
4	Click OK to create the root point

	<p>Note! If you want to know more about root points, look here</p>
---	---

If you want to...	You can...
Create child point	Create PCreate a Patch Management Child point.
Re-create point	Re-create Patch Management Point or Group
Approve updates	Approve updates