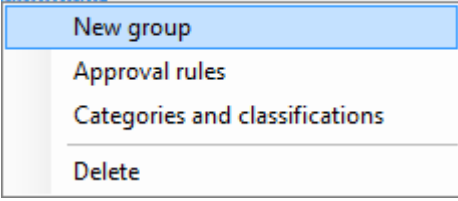
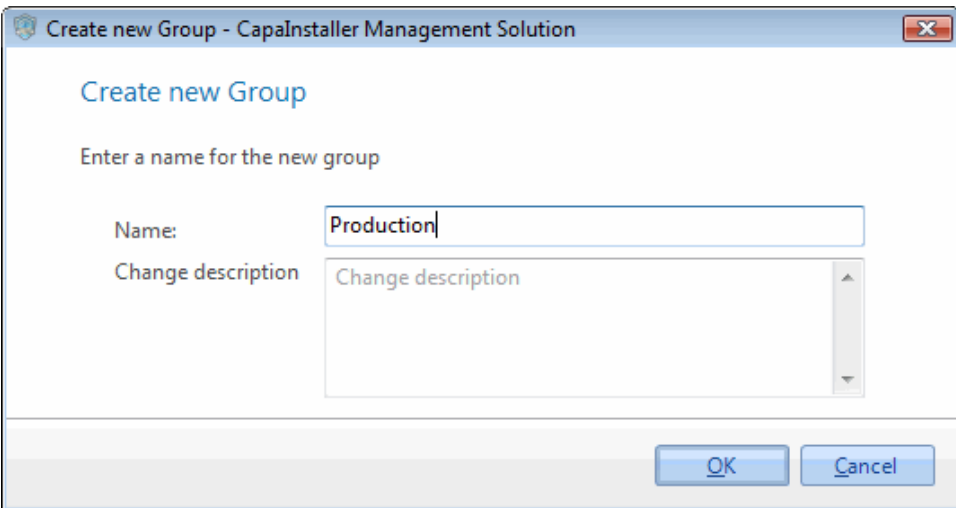



Create a Patch Management Group

Introduction

Creating the group, will create it in both the database and on the Wsus Server. On the Wsus Server the group is named with its name and then a unique identifier (GUID).

Step	Action
1	Right-Click a child point and select New Group or select a child Point and click File in the menu and then New 
2	Enter a name for the child point 
3	If necessary write a change description
4	Click OK to create the root point

 **Note!**
If you want to know more about groups, look here

If you want to...	You can...
Create root point	Patch Management root point.
Create child point	Patch Management child point
Re-create group	Re-create Patch Management Point or Group
Approve updates	Approve updates